
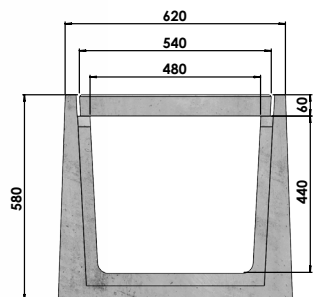


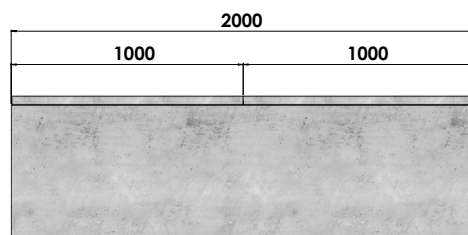
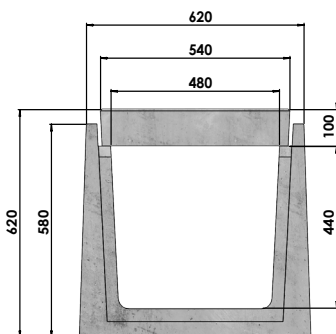
Cunicolo **passacavi M48 armato**

ELEMENTO DA 2000 mm

COPERCHIO CEMENTO H60 ARMATO L1000



COPERCHIO CEMENTO H100 ARMATO L1000



Codice	Dimensioni esterni	Carichi verticali	Peso kg	Pallet (pz.)	Prezzo Euro
CUPSM482000	620 x H580 x L2000	E600	590 kg	-	-
COP-48H15	620 x H150 x L1000	1ª categoria	205 kg	6	-
COP-48H10	620 x H100 x L1000	Carrabile	135 kg	10	-
COP-48H6	620 x H60 x L1000	Pedonale	90 kg	18	-

COPERCHIO CEMENTO H150 : **SU RICHIESTA**